



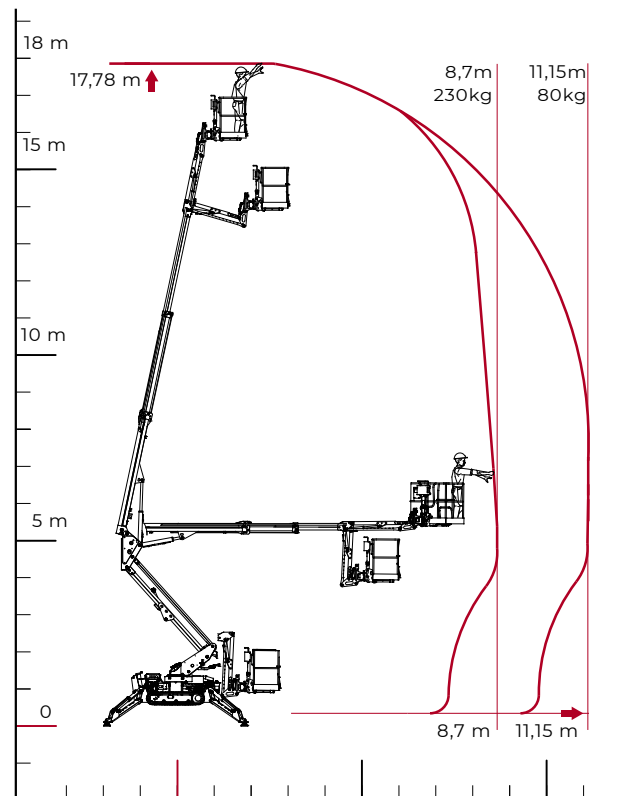
TECHNICAL SHEET

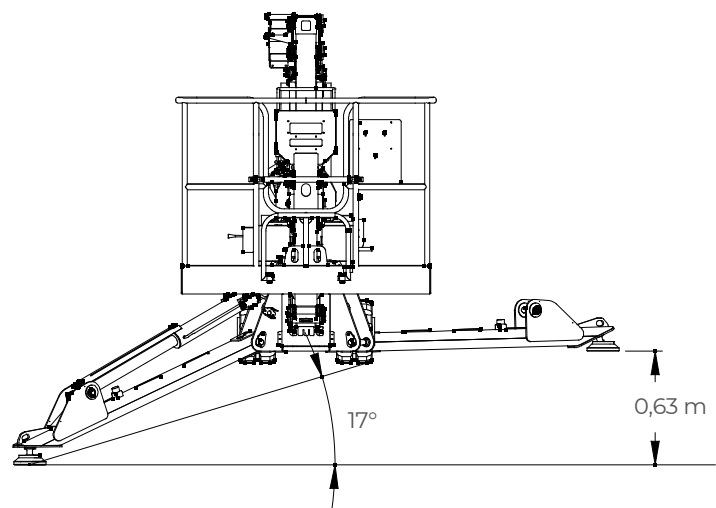
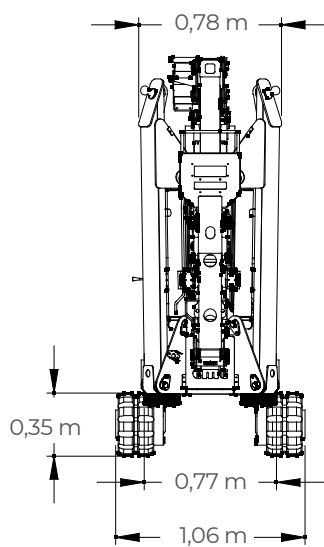
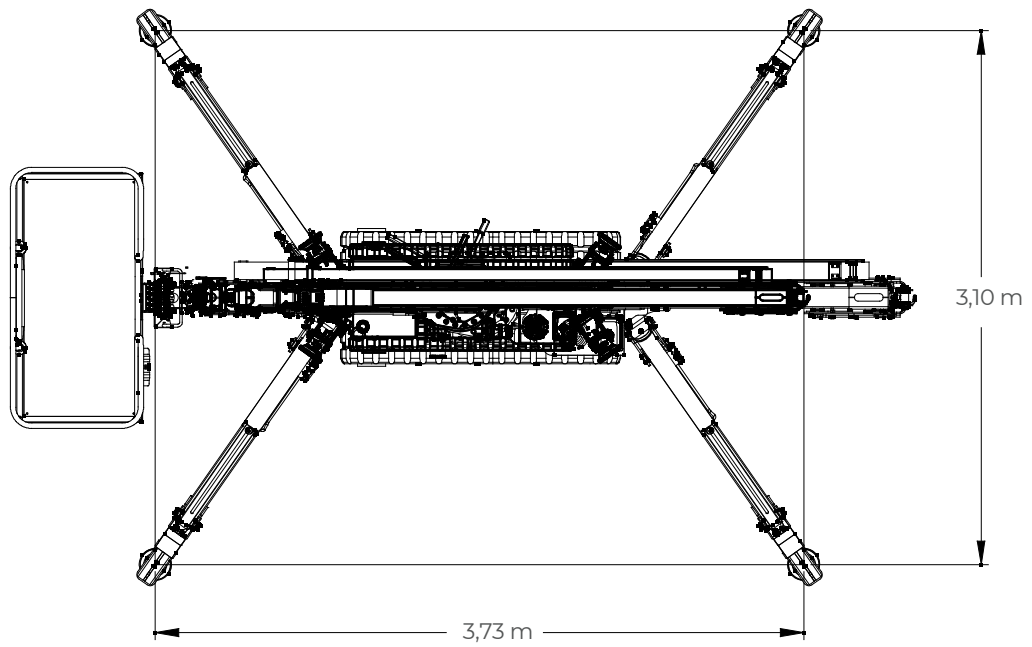
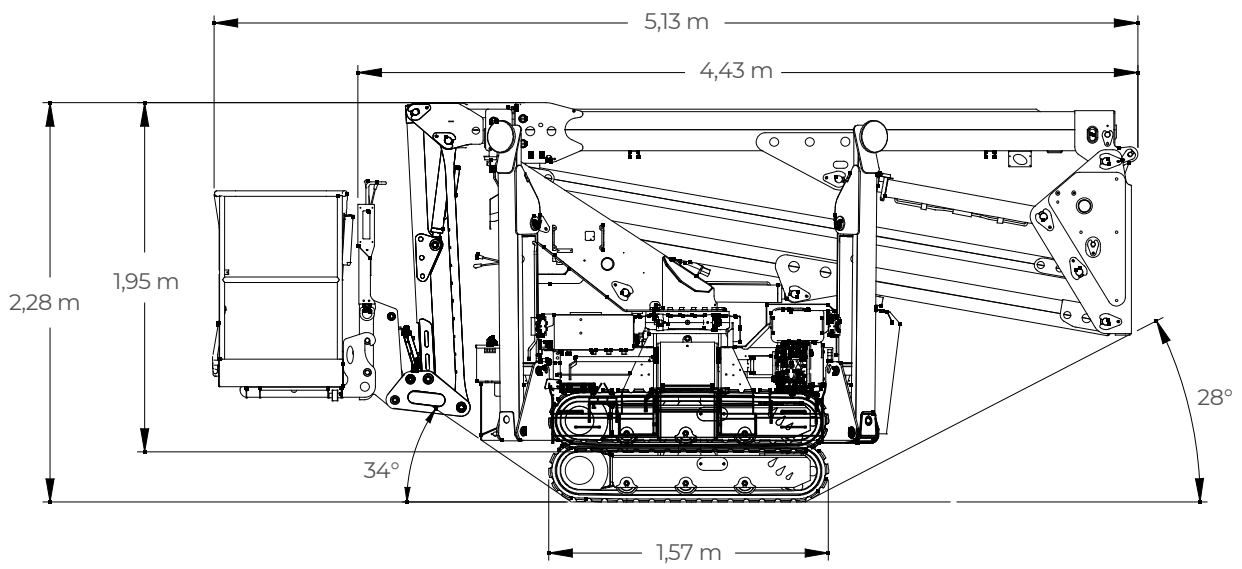
PERFORMANCE AND DIMENSIONS

Main features

Equipped with a single pantograph and a two-stage telescopic boom plus jib, mechanically adjustable tracks in height and width and with an impressive lateral outreach, this is a multipurpose aerial platform with amazing performance which fully meets the needs of the both end user and rental company.

Max. working height	17,78 m
Max. reach with 80 kg	11,15 m
Platform height	15,78 m
Max. load in basket	230 kg
Basket dimensions	1,4 x 0,7 x 1,1 m
Basket rotation	+/-90° (options)
Turret rotation	+/- 178°(356° non-continuous)
Total weight	2495 Kg





PERFORMANCE	
Max. working height	17,78 m
Max. working outreach	11,15 m (with 80 kg)
Max. working outreach	8,70 m (with 230 kg)
Max. basket capacity	230 kg
Jib movement	+/- 90°
Turret rotation	+/-178° (tot. 356°)
*Basket rotation	+/-90°
Max. ramp attack slope with lifted jib	34° - 67%
Max. longitudinal slope to travel	18° - 32%
DIMENSIONS	
Total length with fixed basket/with rotating basket*	5,13/5,30 m
Total length without fixed basket/without basket and with rotated bracket*	4,43/4,58 m
Height in driving position with tracks closed	1,95 m
Height in driving position with tracks opened	2,28 m
Total width without basket	0,78 m
Outriggers plate Ø	0,18 m
Total weight (standard equipment)	2378 kg
BASKETS AVAILABLE	
One man aluminum basket (L x W x H)	0,80x0,70x1,10 m
Two men aluminum basket (L x W x H) with rounded corners, with quick release system and wheels	1,40x0,70x1,10 m
*One man fiberglass basket (L x W x H)	0,80x0,60x1,10 m
*Two men fiberglass basket (L x W x H)	1,20x0,60x1,10 m
PRESSURES	
Max. pressure on the foot	5,50 kg/cm ²
Max. pressure on the tracks	0,23 kg/cm ²
Max. pressure in work	202,00 kg/cm ²
TRAVEL SPEED (KM/H)**	
Honda (i)GX 390	Speed 1: 0,60 km/h Speed 2: 0,84 km/h Speed 3: 1,24 km/h
Yanmar L100V/L100N*	Speed 1: 0,55 km/h Speed 2: 0,77 km/h Speed 3: 1,03 km/h
Auxiliary electric engine 110/230 V*	Speed 1: 0,30 km/h Speed 2: 0,43 km/h
Full Lithium version 48 V*	Speed 1: 0,57 km/h Speed 2: 1,13 km/h Speed 3: 1,64 km/h
POWERS	
Standard engines	Honda Igx390 petrol, 8,7 kW (11.7 HP), 3600 rpm Yanmar L100V diesel, 6.8 kW (9.3 HP), 3600 rpm
*Options engines	Auxiliary electric engine 110/230 V - 2.2 kW Full lithium version (electric motor G0901306, 9 kW, 48 V, with 160 Ah lithium batteries)
Fuel tank capacity	6,1 / 15 l
* Options - ** these data may vary depending on the accessories chosen	